




Swivel castor with total brake mounted behind:

304001001M (03450240400720010805)



## Technical data

Diameter		100 mm
Tread width		18 mm
Height		120 mm
Offset		29 mm
Threaded stem size		M12x20 mm
Load capacity		125 kg

## Wheel

Plastic wheel centre and hub guard matt white  
RAL9003

Precision ball bearing

90° Shore A

Polyurethane tyre Grey RAL7005

Grey Top cap and Pedal