







Swivel castor with total brake mounted behind:

305001004M (03550240400720010805)



Technical data

Diameter		125 mm
Tread width		18 mm
Height		148 mm
Offset		39 mm
Threaded stem size		M12x20 mm
Load capacity		135 kg

Wheel

Plastic wheel centre and hub guard white RAL9003

Precision ball bearing

90° Shore A

Polyurethane tyre Grey RAL7005

Grey Top cap and Pedal