






Swivel castor with total brake mounted behind:

305001017M (03559240420128190805)



Technical data

Diameter		125 mm
Tread width		18 mm
Height		148 mm
Offset		39 mm
Threaded stem size		M16x20 mm
Load capacity		135 kg

Wheel

Plastic wheel centre and hub guard matt white
RAL9003

Precision ball bearing

90° Shore A

Polyurethane Anti-static tyre Grey RAL7005

Grey Top cap and Pedal