







Swivel castor:

305002500 (03551440400100010805)



## Technical data

Diameter		125 mm
Tread width		18 mm
Height		139 mm
Offset		39 mm
Stem size		28x40 M8 19 mm
Load capacity		135 kg

## Wheel

Plastic wheel centre and hub guard matt white  
RAL9003

Precision ball bearing

90° Shore A

Polyurethane tyre Grey RAL7005

Grey Top cap