




Swivel castor:

306002002M (03655440420500010805)



## Technical data

Diameter		150 mm
Tread width		18 mm
Height		164 mm
Offset		51 mm
Stem size		32x40 M6 7 mm
Load capacity		150 kg

## Wheel

Plastic wheel centre and hub guard matt white  
RAL9003

Precision ball bearing

90° Shore A

Polyurethane tyre Grey RAL7005

Grey Top cap