






Swivel castor with central/directional total brake:

306007007M (03655340400400010805)



Technical data

Diameter		150 mm
Tread width		18 mm
Height		164 mm
Offset		51 mm
Stem size		32x52 M6 7 mm
Load capacity		150 kg

Wheel

Plastic wheel centre and hub guard matt white
RAL9003

Precision ball bearing

90° Shore A

Polyurethane tyre Grey RAL7005

Grey Top cap