







Swivel castor:

236002501 (32641440400100010105)



Technical data

Diameter		150 mm
Tread width		32 mm
Height		190 mm
Offset		48 mm
Stem size		28x40 M8 19 mm
Load capacity		100 kg

Wheel

Plastic wheel centre
Precision ball bearing
Rubber tyre Grey RAL7005
65° Shore A
Grey top cap