







Swivel castor:

245005003 (42553440203200010805)



## Technical data

Diameter		125 mm
Tread width		18 mm
Height		132 mm
Offset		38 mm
Threaded stem size		M12x12.5 mm
Load capacity		100 kg

## Wheel

Nylon wheel centre and wheel cover White  
RAL9003

Polyurethane tyre Grey RAL7005 90° Shore A

Precision ball bearing